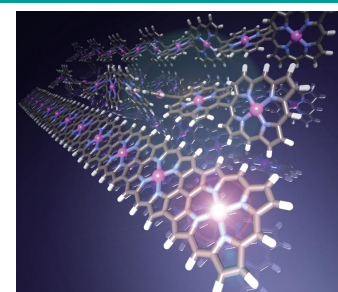


Nonlinear Optics


N. Aratani,* D. Kim,* A. Osuka*

π -Conjugation Enlargement Toward the Creation of Multi-Porphyrinic Systems with Large Two-Photon Absorption Properties

Arrays the way! Recent progress in the synthesis of covalently linked porphyrin arrays with large two-photon absorption (TPA) cross-section values has been reviewed with a particular focus on the relation of TPA properties with molecular structures. This will help understand the structural requirements of porphyrin arrays with large TPA values, which will be useful for future applications in optical communication in the IR region.



Chem. Asian J.
DOI: 10.1002/asia.200900045

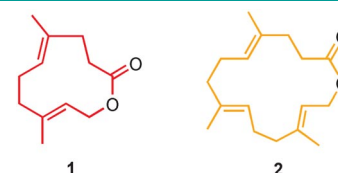


Chemical Ecology


S. Yildizhan, J. van Loon, A. Sramkova, M. Ayasse, C. Arsene, C. ten Broeke, S. Schulz*

Aphrodisiac Pheromones from the Wings of the Small Cabbage White and Large Cabbage White Butterflies, *Pieris rapae* and *Pieris brassicae*

Pheromonally yours: The aphrodisiac pheromones of male Cabbage White butterflies were identified. The small butterfly uses the smaller molecule ferrulactone (**1**) to enhance its mating success, while the large butterfly uses the larger compound brassicalactone (**2**), which is a new natural product. Both compounds are active in combination with hexahydrofarnesylacetone and phytol.



ChemBioChem
DOI: 10.1002/cbic.200900183

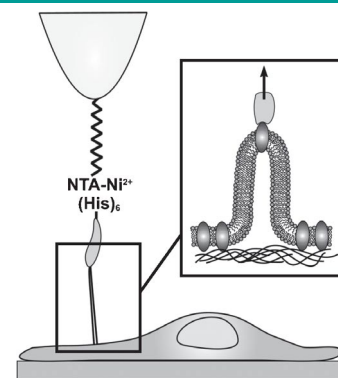


Pathogen–Host Interactions

V. Dupres, C. Verbelen, D. Raze, F. Lafont, Y. F. Dufrêne*

Force Spectroscopy of the Interaction Between Mycobacterial Adhesins and Heparan Sulphate Proteoglycan Receptors

New avenues in pathogenesis research: Single-molecule measurements using AFM elucidate the specific binding forces between pathogen–host interactions. A bacterial adhesin (HBHA) on the AFM tip detects single HSPG receptors directly on living host cells (see figure). In vivo HBHA-HSPG binding forces are similar to those measured in vitro for HBHA-heparin complexes.



ChemPhysChem
DOI: 10.1002/cphc.200900208

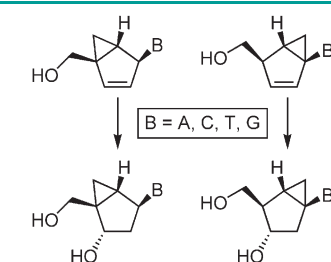


Antiviral Agents

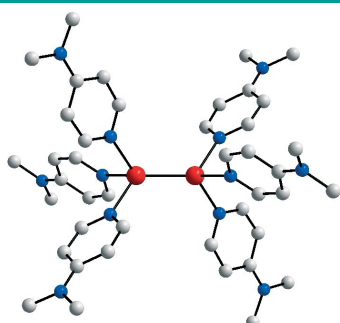
P. L. Russ, M. J. Gonzalez-Moa, B. C. Vu, D. M. Sigano, J. A. Kelley, C. C. Lai, J. R. Deschamps, S. H. Hughes, V. E. Marquez*

North- and South-Bicyclo[3.1.0]Hexene Nucleosides: The Effect of Ring Planarity on Anti-HIV Activity

North or South? The syntheses of conformationally locked North- and South-bicyclo[3.1.0]hexene nucleosides is reported. The relationship between planarity and the *anti/syn* disposition of the nucleobase that is associated with a particular pseudosugar platform are discussed as key parameters in controlling anti-HIV activity.



ChemMedChem
DOI: 10.1002/cmdc.200900153



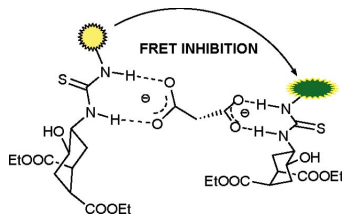
Angew. Chem. Int. Ed.
DOI: 10.1002/anie.200902202

Zinc–Zinc Bonds

S. Schulz,* D. Schuchmann, I. Krossing,* D. Himmel, D. Bläser, R. Boese

Structural Characterization of a Base-Stabilized $[\text{Zn}_2]^{2+}$ Cation

Something to zinc about: A base-stabilized $[\text{Zn}_2]^{2+}$ dication, obtained from the reaction of $[\text{Cp}^*_2\text{Zn}_2(\text{dmap})_2]$ ($\text{Cp}^* = \text{C}_5\text{Me}_5$, $\text{dmap} = 4$ -dimethylaminopyridine) with two equivalents of $[\text{H}(\text{OEt})_2][\text{Al}\{\text{OC}(\text{CF}_3)_3\}_4]$, is structurally characterized for the first time (see structure; red Zn, blue N, gray C; Zn–Zn 2.419(1) Å).



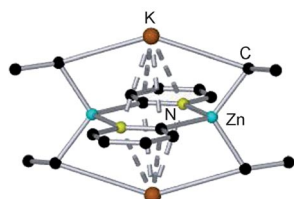

Eur. J. Org. Chem.
DOI: 10.1002/ejoc.200900383

Fluorescent Chemosensors

A. M. Costero,* J. V. Colomer, S. Gil, M. Parra

Fluorescent Cyclohexyl-Based Chemosensors for Selective Sensing of TMA Malonate in DMSO/Water

A new cyclohexyl-based fluorescent system is able to recognize trimethylammonium (TMA) malonate through the inhibition of FRET in buffered DMSO/water solutions. Longer and shorter homologous dicarboxylates did not give rise to changes in the solution fluorescent properties.



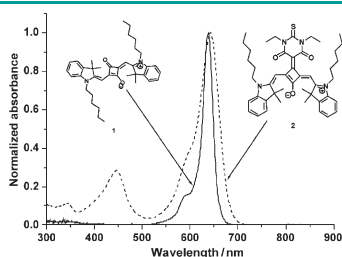
Chem. Eur. J.
DOI: 10.1002/chem.200900549

Zincation

W. Clegg, B. Conway,* D. V. Graham, E. Hevia, A. R. Kennedy, R. E. Mulvey,* L. Russo, D. S. Wright

Structurally Defined Potassium-Mediated Zincation of Pyridine and 4-R-Substituted Pyridines (R = Et, *i*Pr, *t*Bu, Ph, and Me_2N) by Using Dialkyl-TMP–Zincate Bases

Metal cooperation: The direct zincation of various 4-substituted pyridines at the 2-position by potassium–dialkyl-TMP–zincate bases is manifested in novel dimeric dipotassium-capped anthracene-like structures with coordinatively saturated zinc centers (see figure).




ChemSusChem
DOI: 10.1002/cssc.200900077

Solar Cells

L. Beverina,* R. Ruffo, C. M. Mari, G. A. Pagani, M. Sassi, F. De Angelis,* S. Fantacci, J.-H. Yum, M. Grätzel, M. K. Nazeeruddin*

Panchromatic Cross-Substituted Squaraines for Dye-Sensitized Solar Cell Applications

Forward from square one: The incorporation of a molecularly engineered original panchromatic squaraine sensitizer in a dye-sensitized solar cell enables the preparation of devices having external quantum efficiencies as high as 4.71 %; an unprecedented result for this class of compounds.



On these pages, we feature a selection of the excellent work that has recently been published in our sister journals. If you are reading these pages on a com-

puter, click on any of the items to read the full article. Otherwise please see the DOIs for easy online access through Wiley InterScience.